

























26 100m Freestyle Men Final

























Official

























13yrs NZR	13yrs NZR	53.07	2023-08-11	Liam Curling AK
14yrs NZR	14yrs NZR	51.42	2017-08-13	Michael Pickett HP
15yrs NZR	15yrs NZR	50.42	2022-08-26	Kevin Zhang AK
16yrs NZR	16yrs NZR	49.70	2015-09-26	Sam McKenzie NM
17yrs NZR	17yrs NZR	48.97	2012-10-03	Corey Main WN
18yrs NZR	18yrs NZR	48.61	2020-11-26	Michael Pickett CO
Open NZR	Open NZR	46.96	2024-11-01	Carter Swift AK

























Total

























Rank	Competitor	Age	Club	RT	PTS	Result
1	Hardie Orla...	17	Hamilton B...			49.85 Entry: 50.22 -0.37
	25m:		50m: 24.27 (24.27)			
	75m:		100m: 49.85 (49.85)			
2	Russanov I...	18	Hobsonville...			49.94 Entry: 48.94 +1.00
	25m:		50m: 23.45 (23.45)			
	75m:		100m: 49.94 (49.94)			
3	Curling Liam	15	Long Bay C...			50.48 Entry: 49.83 +0.65
	25m:		50m: 24.35 (24.35)			
	75m:		100m: 50.48 (50.48)			
4	Coulter Gra...	13	Rangitoto C...			50.81 13yrs NZR Entry: 50.92 -0.11
	25m:		50m: 24.63 (24.63)			
	75m:		100m: 50.81 (50.81)			
5	Walter Matt...	17	Barker Coll...			50.84 Entry: 51.80 -0.96
	25m:		50m: 23.98 (23.98)			
	75m:		100m: 50.84 (50.84)			
6	Ireland-Spi...	18	Paraparau...			51.09 Entry: 50.41 +0.68
	25m:		50m: 24.35 (24.35)			
	75m:		100m: 51.09 (51.09)			

























7	 Hou Rui	16	 ACG Parne...	51.24	+0.43
	25m:	50m:	24.65 (24.65)	Entry: 50.81	
	75m:	100m:	51.24 (51.24)		
7	 Gear Isaac	17	 Green Bay ...	51.24	-0.09
	25m:	50m:	24.24 (24.24)	Entry: 51.33	
	75m:	100m:	51.24 (51.24)		
9	 English Leo	15	 Rotorua Bo...	51.86	-0.74
	25m:	50m:	25.21 (25.21)	Entry: 52.60	
	75m:	100m:	51.86 (51.86)		
10	 Walker Fra...	17	 Glendowie ...	52.03	+1.24
	25m:	50m:	25.04 (25.04)	Entry: 50.79	
	75m:	100m:	52.03 (52.03)		
11	 Ulrich Neo	17	 St Paul's C...	52.17	+0.59
	25m:	50m:	24.97 (24.97)	Entry: 51.58	
	75m:	100m:	52.17 (52.17)		
12	 Chen Luoji...	15	 Wellington ...	52.52	+0.16
	25m:	50m:	25.32 (25.32)	Entry: 52.36	
	75m:	100m:	52.52 (52.52)		
13	 Glintmeyer ...	14	 Whangapar...	52.59	-0.93
	25m:	50m:	25.57 (25.57)	Entry: 53.52	
	75m:	100m:	52.59 (52.59)		
14	 Manderson...	16	 Christ's Col...	52.84	+1.44
	25m:	50m:	25.19 (25.19)	Entry: 51.40	
	75m:	100m:	52.84 (52.84)		
15	 Skidmore S...	16	 Lindisfarne ...	52.89	+0.23
	25m:	50m:	25.40 (25.40)	Entry: 52.66	
	75m:	100m:	52.89 (52.89)		
16	 Cave Max	17	 New Plymo...	52.95	-0.01
	25m:	50m:	25.08 (25.08)	Entry: 52.96	
	75m:	100m:	52.95 (52.95)		
17	 Dickison C...	14	 Scots College	53.01	-0.34
	25m:	50m:	25.82 (25.82)	Entry: 53.35	
	75m:	100m:	53.01 (53.01)		
18	 Reekie Harry	15	 Christ's Col...	53.27	+0.74
	25m:	50m:	25.43 (25.43)	Entry: 52.53	
	75m:	100m:	53.27 (53.27)		

























19	 Diener Corne	17	 Hamilton B...	53.46 Entry: 53.21	+0.25
	25m:	50m:	25.66 (25.66)		
	75m:	100m:	53.46 (53.46)		
20	 Boonen Cai...	17	 Hamilton B...	53.48 Entry: 52.92	+0.56
	25m:	50m:	25.76 (25.76)		
	75m:	100m:	53.48 (53.48)		
21	 Zhang YiFan	14	 Saint Kenti...	53.59 Entry: 53.44	+0.15
	25m:	50m:	26.01 (26.01)		
	75m:	100m:	53.59 (53.59)		
22	 Li Sam	17	 Mt Albert G...	53.71 Entry: 53.98	-0.27
	25m:	50m:	25.70 (25.70)		
	75m:	100m:	53.71 (53.71)		
23	 Bell Lucas	16	 Nelson Coll...	53.72 Entry: 55.39	-1.67
	25m:	50m:	26.37 (26.37)		
	75m:	100m:	53.72 (53.72)		
24	 Freemantle...	16	 St Paul's C...	53.74 Entry: 55.01	-1.27
	25m:	50m:	25.80 (25.80)		
	75m:	100m:	53.74 (53.74)		
25	 Burke Sean	16	 Rangitoto C...	53.81 Entry: 53.55	+0.26
	25m:	50m:	26.06 (26.06)		
	75m:	100m:	53.81 (53.81)		
26	 Delamare ...	17	 Westlake B...	53.82 Entry: 52.26	+1.56
	25m:	50m:	25.39 (25.39)		
	75m:	100m:	53.82 (53.82)		
27	 Woodrow J...	15	 Barker Coll...	53.97 Entry: 55.95	-1.98
	25m:	50m:	25.92 (25.92)		
	75m:	100m:	53.97 (53.97)		
27	 Holmberg ...	18	 Aquinas Co...	53.97 Entry: 54.91	-0.94
	25m:	50m:	26.25 (26.25)		
	75m:	100m:	53.97 (53.97)		
29	 Loh Daniel	16	 Macleans C...	54.03 Entry: 54.05	-0.02
	25m:	50m:	25.57 (25.57)		
	75m:	100m:	54.03 (54.03)		
30	 Jager Mun	17	 Christ's Col...	54.04 Entry: 51.65	+2.39
	25m:	50m:	26.00 (26.00)		
	75m:	100m:	54.04 (54.04)		

























31	 Broadfoot ...	15	 Wellington ...	54.13 Entry: 54.17 -0.04
	25m:		50m: 25.91 (25.91)	
	75m:		100m: 54.13 (54.13)	
32	 Inwood Ha...	18	 Burnside Hi...	54.17 Entry: 53.20 +0.97
	25m:		50m: 25.83 (25.83)	
	75m:		100m: 54.17 (54.17)	
33	 Sandford Al...	15	 Whangapar...	54.22 Entry: 53.57 +0.65
	25m:		50m: 25.83 (25.83)	
	75m:		100m: 54.22 (54.22)	
34	 Phillips Mur...	17	 Mahurangi ...	54.24 Entry: 54.58 -0.34
	25m:		50m: 26.05 (26.05)	
	75m:		100m: 54.24 (54.24)	
35	 Zhang Yee...	17	 Pinehurst S...	54.41 Entry: 55.10 -0.69
	25m:		50m: 25.73 (25.73)	
	75m:		100m: 54.41 (54.41)	
36	 Rowe Sam	16	 Palmerston...	54.45 Entry: 54.28 +0.17
	25m:		50m: 26.19 (26.19)	
	75m:		100m: 54.45 (54.45)	
37	 Hewertson ...	16	 Mahurangi ...	54.59 Entry: 54.58 +0.01
	25m:		50m: 25.93 (25.93)	
	75m:		100m: 54.59 (54.59)	
38	 Wang Henry	14	 Rangitoto C...	54.71 Entry: 55.56 -0.85
	25m:		50m: 26.27 (26.27)	
	75m:		100m: 54.71 (54.71)	
39	 McEwan R...	16	 Mt Maunga...	54.72 Entry: 54.45 +0.27
	25m:		50m: 26.26 (26.26)	
	75m:		100m: 54.72 (54.72)	
40	 Lushkott Ty...	15	 Auckland G...	54.76 Entry: 54.88 -0.12
	25m:		50m: 26.16 (26.16)	
	75m:		100m: 54.76 (54.76)	
41	 Fougere Cole	16	 Auckland G...	54.84 Entry: 54.75 +0.09
	25m:		50m: 26.37 (26.37)	
	75m:		100m: 54.84 (54.84)	
42	 Ecclestone ...	15	 Auckland G...	54.92 Entry: 55.48 -0.56
	25m:		50m: 26.18 (26.18)	
	75m:		100m: 54.92 (54.92)	

























43	 Hewertson ...	18	 Mahurangi ...	54.98 Entry: 54.69 +0.29
	25m:		50m: 26.43 (26.43)	
	75m:		100m: 54.98 (54.98)	
44	 Thomas Felix	16	 Aotea Colle...	55.01 Entry: 54.73 +0.28
	25m:		50m: 26.27 (26.27)	
	75m:		100m: 55.01 (55.01)	
45	 Sun Michael	15	 Auckland G...	55.05 Entry: 54.51 +0.54
	25m:		50m: 26.57 (26.57)	
	75m:		100m: 55.05 (55.05)	
46	 Pedersen ...	16	 Whangapar...	55.07 Entry: 56.08 -1.01
	25m:		50m: 26.78 (26.78)	
	75m:		100m: 55.07 (55.07)	
47	 Tukia Simiosi	15	 Hamilton B...	55.13 Entry: 56.42 -1.29
	25m:		50m: 26.97 (26.97)	
	75m:		100m: 55.13 (55.13)	
48	 Barton Do...	14	 Kristin School	55.18 Entry: 55.32 -0.14
	25m:		50m: 26.74 (26.74)	
	75m:		100m: 55.18 (55.18)	
49	 Stracey Hyl...	15	 Christchurc...	55.35 Entry: 54.07 +1.28
	25m:		50m: 26.11 (26.11)	
	75m:		100m: 55.35 (55.35)	
50	 Shivnan Ch...	17	 Tauranga B...	55.36 Entry: 50.78 +4.58
	25m:		50m: 25.81 (25.81)	
	75m:		100m: 55.36 (55.36)	
50	 Lafaele-Pu...	15	 ACG Strath...	55.36 Entry: 55.85 -0.49
	25m:		50m: 26.42 (26.42)	
	75m:		100m: 55.36 (55.36)	
52	 Asiata Sam...	17	 Macleans C...	55.37 Entry: 55.76 -0.39
	25m:		50m: 26.27 (26.27)	
	75m:		100m: 55.37 (55.37)	
53	 Jessen Ch...	15	 Palmerston...	55.38 Entry: 55.76 -0.38
	25m:		50m: 26.57 (26.57)	
	75m:		100m: 55.38 (55.38)	
54	 Herbert Will	15	 Macleans C...	55.40 Entry: 57.35 -1.95
	25m:		50m: 26.25 (26.25)	
	75m:		100m: 55.40 (55.40)	

























55	 Wang Justin	16	 Christ's Col...	55.41 Entry: 55.31 +0.10
	25m:		50m: 27.10 (27.10)	
	75m:		100m: 55.41 (55.41)	
56	 Gu Osbert	16	 Pinehurst S...	55.42 Entry: 52.34 +3.08
	25m:		50m: 26.45 (26.45)	
	75m:		100m: 55.42 (55.42)	
57	 Searle Bra...	16	 ACG Parne...	55.43 Entry: 54.70 +0.73
	25m:		50m: 26.29 (26.29)	
	75m:		100m: 55.43 (55.43)	
58	 Reddy Veer...	17	 Saint Kenti...	55.47 Entry: 56.74 -1.27
	25m:		50m: 26.61 (26.61)	
	75m:		100m: 55.47 (55.47)	
59	 Taylor Aidan	16	 Macleans C...	55.50 Entry: 56.10 -0.60
	25m:		50m: 26.51 (26.51)	
	75m:		100m: 55.50 (55.50)	
60	 Zhao Rick	15	 Botany Do...	55.68 Entry: 55.22 +0.46
	25m:		50m: 26.37 (26.37)	
	75m:		100m: 55.68 (55.68)	
61	 Sugiyama T...	17	 Otago Boys...	55.75 Entry: 56.02 -0.27
	25m:		50m: 26.84 (26.84)	
	75m:		100m: 55.75 (55.75)	
62	 Callow Willi...	14	 Christchurc...	55.90 Entry: 55.82 +0.08
	25m:		50m: 27.13 (27.13)	
	75m:		100m: 55.90 (55.90)	
63	 Webby Con...	15	 Mt Albert G...	55.91 Entry: 55.45 +0.46
	25m:		50m: 27.24 (27.24)	
	75m:		100m: 55.91 (55.91)	
64	 James Harr...	17	 Lincoln Hig...	55.92 Entry: 55.65 +0.27
	25m:		50m: 27.12 (27.12)	
	75m:		100m: 55.92 (55.92)	
65	 Lynn Harry	15	 ACG Taura...	55.93 Entry: 57.17 -1.24
	25m:		50m: 26.82 (26.82)	
	75m:		100m: 55.93 (55.93)	
66	 Frankish M...	16	 Nelson Coll...	56.00 Entry: 57.07 -1.07
	25m:		50m: 26.96 (26.96)	
	75m:		100m: 56.00 (56.00)	

























67	 McFarlane ...	17	 Kings High ...	56.04 Entry: 55.41 +0.63
	25m:		50m: 27.12 (27.12)	
	75m:		100m: 56.04 (56.04)	
68	 O'Mara Ethan	17	 Wentworth ...	56.05 Entry: 55.03 +1.02
	25m:		50m: 27.21 (27.21)	
	75m:		100m: 56.05 (56.05)	
69	 Atkinson Will	14	 Marlboroug...	56.13 Entry: 57.10 -0.97
	25m:		50m: 27.04 (27.04)	
	75m:		100m: 56.13 (56.13)	
70	 Ueno Taiga	18	 Mt Albert G...	56.14 Entry: 55.04 +1.10
	25m:		50m: 27.13 (27.13)	
	75m:		100m: 56.14 (56.14)	
71	 Williams Joel	17	 Shirley Boy...	56.15 Entry: 57.18 -1.03
	25m:		50m: 27.02 (27.02)	
	75m:		100m: 56.15 (56.15)	
72	 Chua Jing	15	 Pukekohe ...	56.16 Entry: 56.41 -0.25
	25m:		50m: 26.80 (26.80)	
	75m:		100m: 56.16 (56.16)	
73	 Chilcott Bodhi	17	 Pakuranga ...	56.17 Entry: 56.23 -0.06
	25m:		50m: 26.57 (26.57)	
	75m:		100m: 56.17 (56.17)	
74	 Wang Henry	14	 Kings College	56.35 Entry: 56.31 +0.04
	25m:		50m: 26.74 (26.74)	
	75m:		100m: 56.35 (56.35)	
75	 Hogan Shel...	15	 Tauranga B...	56.38 Entry: 57.81 -1.43
	25m:		50m: 27.27 (27.27)	
	75m:		100m: 56.38 (56.38)	
76	 Williams Luca	17	 Auckland G...	56.39 Entry: 56.43 -0.04
	25m:		50m: 26.67 (26.67)	
	75m:		100m: 56.39 (56.39)	
77	 Rasmusse...	16	 Napier Boy...	56.46 Entry: 56.44 +0.02
	25m:		50m: 26.97 (26.97)	
	75m:		100m: 56.46 (56.46)	
78	 Fuatimau C...	14	 Kings College	56.48 Entry: 56.99 -0.51
	25m:		50m: 26.95 (26.95)	
	75m:		100m: 56.48 (56.48)	























79	 Williams Ev...	14	 St Johns C...	56.53 Entry: 53.59 +2.94
	25m:		50m: 26.21 (26.21)	
	75m:		100m: 56.53 (56.53)	
80	 Collins Lac...	15	 Hamilton B...	56.57 Entry: 57.25 -0.68
	25m:		50m: 26.95 (26.95)	
	75m:		100m: 56.57 (56.57)	
81	 Woods Zac	17	 Motueka Hi...	56.63 Entry: 55.00 +1.63
	25m:		50m: 27.17 (27.17)	
	75m:		100m: 56.63 (56.63)	
82	 Zhang James	13	 Auckland G...	56.65 Entry: 55.71 +0.94
	25m:		50m: 27.43 (27.43)	
	75m:		100m: 56.65 (56.65)	
83	 Ng Jayden	15	 Newlands ...	56.73 Entry: 57.22 -0.49
	25m:		50m: 27.23 (27.23)	
	75m:		100m: 56.73 (56.73)	
84	 Piggott Koby	15	 Westlake B...	56.76 Entry: 1:01.23 -4.47
	25m:		50m: 27.10 (27.10)	
	75m:		100m: 56.76 (56.76)	
85	 Kim Jun	15	 John Paul ...	56.82 Entry: 56.59 +0.23
	25m:		50m: 27.21 (27.21)	
	75m:		100m: 56.82 (56.82)	
85	 Prajogo Vin...	17	 Westlake B...	56.82 Entry: 52.31 +4.51
	25m:		50m: 26.92 (26.92)	
	75m:		100m: 56.82 (56.82)	
87	 Boocock Ja...	14	 Nelson Coll...	56.83 Entry: 55.99 +0.84
	25m:		50m: 26.98 (26.98)	
	75m:		100m: 56.83 (56.83)	
88	 Fukushima-...	16	 Gisborne B...	56.86 Entry: 56.56 +0.30
	25m:		50m: 27.17 (27.17)	
	75m:		100m: 56.86 (56.86)	
88	 Barnes Mur...	14	 Orewa Coll...	56.86 Entry: 56.81 +0.05
	25m:		50m: 27.41 (27.41)	
	75m:		100m: 56.86 (56.86)	
90	 Wren Isaac	15	 Hamilton B...	56.87 Entry: 56.60 +0.27
	25m:		50m: 27.53 (27.53)	
	75m:		100m: 56.87 (56.87)	

























91	 Karena Luke	16	 Henderson ...	56.94 Entry: 57.59 -0.65
	25m:		50m:	
	75m:		100m:	56.94 (56.94)
92	 Charlton Fe...	18	 Mahurangi ...	57.07 Entry: 57.92 -0.85
	25m:		50m:	27.05 (27.05)
	75m:		100m:	57.07 (57.07)
93	 Lobb Austin	16	 Barker Coll...	57.08 Entry: 58.05 -0.97
	25m:		50m:	27.27 (27.27)
	75m:		100m:	57.08 (57.08)
94	 Cave Thomas	15	 Christ's Col...	57.10 Entry: 56.64 +0.46
	25m:		50m:	27.74 (27.74)
	75m:		100m:	57.10 (57.10)
95	 Rankin Leo...	17	 Rotorua La...	57.12 Entry: 55.12 +2.00
	25m:		50m:	26.85 (26.85)
	75m:		100m:	57.12 (57.12)
96	 Byrne Cullen	17	 Palmerston...	57.16 Entry: 58.55 -1.39
	25m:		50m:	27.05 (27.05)
	75m:		100m:	57.16 (57.16)
97	 Chin Timothy	14	 Auckland G...	57.19 Entry: 57.37 -0.18
	25m:		50m:	26.99 (26.99)
	75m:		100m:	57.19 (57.19)
98	 Rowlands J...	14	 New Plymo...	57.24 Entry: 58.43 -1.19
	25m:		50m:	27.19 (27.19)
	75m:		100m:	57.24 (57.24)
99	 Barton Jack	17	 Kristin School	57.38 Entry: 55.41 +1.97
	25m:		50m:	28.28 (28.28)
	75m:		100m:	57.38 (57.38)
100	 Dibben Will...	15	 Barker Coll...	57.41 Entry: 57.82 -0.41
	25m:		50m:	26.93 (26.93)
	75m:		100m:	57.41 (57.41)
101	 Leech Char...	15	 Christchurc...	57.47 Entry: 57.40 +0.07
	25m:		50m:	27.87 (27.87)
	75m:		100m:	57.47 (57.47)
101	 McAlister S...	17	 St Andrew's...	57.47 Entry: 58.45 -0.98
	25m:		50m:	27.64 (27.64)
	75m:		100m:	57.47 (57.47)























101	 Setford Kyle	14	 St Johns C...	57.47 Entry: 57.67 -0.20
	25m:	50m:	27.50 (27.50)	
	75m:	100m:	57.47 (57.47)	
104	 Latu Maxwell	15	 Gisborne B...	57.59 Entry: 58.84 -1.25
	25m:	50m:	27.35 (27.35)	
	75m:	100m:	57.59 (57.59)	
105	 Thompson ...	17	 Amuri Area ...	57.65 Entry: 56.83 +0.82
	25m:	50m:	27.79 (27.79)	
	75m:	100m:	57.65 (57.65)	
106	 Ward Able ...	16	 Rangitoto C...	57.79 Entry: 57.83 -0.04
	25m:	50m:	26.78 (26.78)	
	75m:	100m:	57.79 (57.79)	
107	 Azevedo L...	15	 St Peter's ...	57.90 Entry: 1:01.03 -3.13
	25m:	50m:	28.08 (28.08)	
	75m:	100m:	57.90 (57.90)	
108	 Mahoney C...	13	 Kelston Bo...	57.91 Entry: 59.23 -1.32
	25m:	50m:	28.15 (28.15)	
	75m:	100m:	57.91 (57.91)	
109	 Donaldson ...	15	 Mahurangi ...	57.95 Entry: 57.40 +0.55
	25m:	50m:	28.00 (28.00)	
	75m:	100m:	57.95 (57.95)	
110	 Stone Haden	15	 Mt Albert G...	57.96 Entry: 58.75 -0.79
	25m:	50m:	27.44 (27.44)	
	75m:	100m:	57.96 (57.96)	
111	 Hyde-Hills ...	15	 Taradale Hi...	58.07 Entry: 58.65 -0.58
	25m:	50m:	27.54 (27.54)	
	75m:	100m:	58.07 (58.07)	
112	 Whitehead ...	17	 Francis Do...	58.23 Entry: 57.28 +0.95
	25m:	50m:	27.79 (27.79)	
	75m:	100m:	58.23 (58.23)	
113	 Joseph Jonny	15	 Mt Albert G...	58.34 Entry: 58.13 +0.21
	25m:	50m:	28.43 (28.43)	
	75m:	100m:	58.34 (58.34)	
114	 Zhao Brayd...	13	 Pinehurst S...	58.38 Entry: 58.89 -0.51
	25m:	50m:	27.88 (27.88)	
	75m:	100m:	58.38 (58.38)	











115	 Fukushima-...	14	 Gisborne B...	58.44 Entry: 58.53 -0.09
	25m:		50m: 27.48 (27.48)	
	75m:		100m: 58.44 (58.44)	
116	 Aloua Finn	14	 Kings College	58.50 Entry: 57.62 +0.88
	25m:		50m: 27.93 (27.93)	
	75m:		100m: 58.50 (58.50)	
117	 Phillips Arian	15	 Mahurangi ...	58.54 Entry: 59.06 -0.52
	25m:		50m: 28.00 (28.00)	
	75m:		100m: 58.54 (58.54)	
118	 Delamare ...	15	 Westlake B...	58.79 Entry: 1:01.31 -2.52
	25m:		50m: 27.77 (27.77)	
	75m:		100m: 58.79 (58.79)	
119	 Hape TeMa...	16	 Te Kura Ka...	58.80 Entry: 58.88 -0.08
	25m:		50m: 27.24 (27.24)	
	75m:		100m: 58.80 (58.80)	
120	 Van der Kr...	13	 Massey Hig...	58.83 Entry: 59.57 -0.74
	25m:		50m: 28.17 (28.17)	
	75m:		100m: 58.83 (58.83)	
121	 Tauu Isaiah	14	 ACG Strath...	58.96 Entry: 58.47 +0.49
	25m:		50m: 27.97 (27.97)	
	75m:		100m: 58.96 (58.96)	
121	 Abueideh Y...	14	 Rangitoto C...	58.96 Entry: 58.71 +0.25
	25m:		50m: 27.78 (27.78)	
	75m:		100m: 58.96 (58.96)	
123	 Pinkerton L...	15	 Bethlehem ...	59.00 Entry: 57.34 +1.66
	25m:		50m: 28.14 (28.14)	
	75m:		100m: 59.00 (59.00)	
124	 McNabb Fi...	17	 Marlboroug...	59.03 Entry: 56.93 +2.10
	25m:		50m: 28.17 (28.17)	
	75m:		100m: 59.03 (59.03)	
125	 Parsons Will	15	 Palmerston...	59.04 Entry: 58.20 +0.84
	25m:		50m: 28.29 (28.29)	
	75m:		100m: 59.04 (59.04)	
126	 Avery Sea...	13	 Orewa Coll...	59.17 Entry: 59.10 +0.07
	25m:		50m: 27.93 (27.93)	
	75m:		100m: 59.17 (59.17)	

127	 Botes Phoe...	13	 Taradale Hi...	59.28 Entry: 59.94 -0.66
	25m:		50m: 27.60 (27.60)	
	75m:		100m: 59.28 (59.28)	
128	 Champion T...	16	 Kings College	59.30 Entry: 53.72 +5.58
	25m:		50m: 27.54 (27.54)	
	75m:		100m: 59.30 (59.30)	
129	 Zhang Calvin	14	 Glendowie ...	59.32 Entry: 58.11 +1.21
	25m:		50m: 28.27 (28.27)	
	75m:		100m: 59.32 (59.32)	
130	 Maunder J...	18	 Westlake B...	59.35 Entry: 57.59 +1.76
	25m:		50m: 27.82 (27.82)	
	75m:		100m: 59.35 (59.35)	
131	 Pan Anthony	14	 Pinehurst S...	59.40 Entry: 59.35 +0.05
	25m:		50m: 28.26 (28.26)	
	75m:		100m: 59.40 (59.40)	
132	 Maritz Luan	14	 Rangitoto C...	59.42 Entry: 1:00.35 -0.93
	25m:		50m: 28.25 (28.25)	
	75m:		100m: 59.42 (59.42)	
133	 Wang Elvin	14	 Rangitoto C...	59.48 Entry: 58.05 +1.43
	25m:		50m: 27.60 (27.60)	
	75m:		100m: 59.48 (59.48)	
134	 Trass Sam	15	 Nelson Coll...	59.49 Entry: 1:00.02 -0.53
	25m:		50m: 28.60 (28.60)	
	75m:		100m: 59.49 (59.49)	
135	 Wong Lucas	13	 Macleans C...	59.59 Entry: 59.30 +0.29
	25m:		50m: 28.47 (28.47)	
	75m:		100m: 59.59 (59.59)	
136	 Lin Jiajun	15	 Auckland G...	59.63 Entry: 1:00.44 -0.81
	25m:		50m: 28.29 (28.29)	
	75m:		100m: 59.63 (59.63)	
137	 Rankin Ta...	14	 Rotorua Bo...	59.66 Entry: 59.78 -0.12
	25m:		50m: 28.86 (28.86)	
	75m:		100m: 59.66 (59.66)	
138	 MacDonald...	14	 Hamilton B...	59.74 Entry: 59.71 +0.03

	25m:	50m: 28.04 (28.04)		
	75m:	100m: 59.74 (59.74)		
139	 Hansen Fin...	14  Nelson Coll...	59.83	Entry: 59.84 -0.01
	25m:	50m: 28.69 (28.69)		
	75m:	100m: 59.83 (59.83)		
140	 Trimboya Ja...	15  Christchurc...	59.86	Entry: 59.85 +0.01
	25m:	50m: 28.44 (28.44)		
	75m:	100m: 59.86 (59.86)		
141	 Houghton L...	15  Bethlehem ...	59.92	Entry: 58.36 +1.56
	25m:	50m: 28.43 (28.43)		
	75m:	100m: 59.92 (59.92)		
142	 Watt Coby	14  Whangapar...	59.96	Entry: 1:00.25 -0.29
	25m:	50m: 28.89 (28.89)		
	75m:	100m: 59.96 (59.96)		
143	 Beeby Hugo	14  John McGl...	59.97	Entry: 1:00.39 -0.42
	25m:	50m: 28.83 (28.83)		
	75m:	100m: 59.97 (59.97)		
144	 Bradshaw J...	15  Rathkeale ...	1:00.04	Entry: 1:00.52 -0.48
	25m:	50m: 28.70 (28.70)		
	75m:	100m: 1:00.04 (1:00.04)		
145	 Zhang Steve	13  Wentworth ...	1:00.18	Entry: 1:00.23 -0.05
	25m:	50m: 28.91 (28.91)		
	75m:	100m: 1:00.18 (1:00.18)		
145	 Garbutt Ed...	13  St Andrew's...	1:00.18	Entry: 1:02.20 -2.02
	25m:	50m: 29.30 (29.30)		
	75m:	100m: 1:00.18 (1:00.18)		
145	 Forlong Ha...	14  Aquinas Co...	1:00.18	Entry: 1:01.02 -0.84
	25m:	50m: 29.22 (29.22)		
	75m:	100m: 1:00.18 (1:00.18)		
148	 Macdonald ...	14  Stratford Hi...	1:00.27	Entry: 1:01.99 -1.72
	25m:	50m: 28.67 (28.67)		
	75m:	100m: 1:00.27 (1:00.27)		
149	 Gibson Ryan	15  Tauranga B...	1:00.32	Entry: 1:01.32 -1.00
	25m:	50m: 28.27 (28.27)		
	75m:	100m: 1:00.32 (1:00.32)		

150	 Slater Mitc...	13	 Barker Coll...	1:00.38 Entry: 1:01.35 -0.97
	25m:		50m: 29.06 (29.06)	
	75m:		100m: 1:00.38 (1:00.38)	
151	 Li Shawn	13	 Pinehurst S...	1:00.43 Entry: 1:00.98 -0.55
	25m:		50m: 29.23 (29.23)	
	75m:		100m: 1:00.43 (1:00.43)	
152	 Merz Jovarn	15	 Taupo Nui-...	1:00.65 Entry: 1:01.27 -0.62
	25m:		50m: 28.56 (28.56)	
	75m:		100m: 1:00.65 (1:00.65)	
153	 Yang Jonat...	13	 Rangitoto C...	1:00.66 Entry: 1:01.05 -0.39
	25m:		50m: 29.13 (29.13)	
	75m:		100m: 1:00.66 (1:00.66)	
154	 Turei Braden	14	 Havelock N...	1:00.70 Entry: 1:00.49 +0.21
	25m:		50m: 28.82 (28.82)	
	75m:		100m: 1:00.70 (1:00.70)	
155	 Goatley Ale...	14	 Mt Albert G...	1:00.79 Entry: 1:01.46 -0.67
	25m:		50m: 28.96 (28.96)	
	75m:		100m: 1:00.79 (1:00.79)	
156	 Winter Benj...	13	 Home School	1:01.10 Entry: 1:02.32 -1.22
	25m:		50m: 29.34 (29.34)	
	75m:		100m: 1:01.10 (1:01.10)	
157	 Yu Jesu	13	 Long Bay C...	1:01.16 Entry: 1:03.13 -1.97
	25m:		50m: 29.08 (29.08)	
	75m:		100m: 1:01.16 (1:01.16)	
158	 Vorster Joh...	13	 Rangitoto C...	1:01.23 Entry: 59.58 +1.65
	25m:		50m: 29.16 (29.16)	
	75m:		100m: 1:01.23 (1:01.23)	
159	 Booker Owen	13	 Lindisfarne ...	1:01.27 Entry: 1:02.40 -1.13
	25m:		50m: 28.33 (28.33)	
	75m:		100m: 1:01.27 (1:01.27)	
160	 Maxwell Riley	13	 Sacred Hea...	1:01.34 Entry: 1:03.88 -2.54
	25m:		50m: 29.20 (29.20)	
	75m:		100m: 1:01.34 (1:01.34)	
161	 Waite Henry	15	 Pukerua Ba...	1:01.39 Entry: 1:00.48 +0.91

	25m:	50m: 29.46 (29.46)			
	75m:	100m: 1:01.39 (1:01.39)			
162	 Mariano Felix	13  Mt Roskill ...	1:01.55	Entry: 1:03.34	-1.79
	25m:	50m: 29.33 (29.33)			
	75m:	100m: 1:01.55 (1:01.55)			
163	 Ling Hayden	13  Sancta Mar...	1:01.56	Entry: 1:01.05	+0.51
	25m:	50m: 29.64 (29.64)			
	75m:	100m: 1:01.56 (1:01.56)			
164	 Qiao Aaron	13  Macleans C...	1:01.73	Entry: 1:02.34	-0.61
	25m:	50m: 29.49 (29.49)			
	75m:	100m: 1:01.73 (1:01.73)			
165	 Murdoch S...	13  Hamilton B...	1:01.96	Entry: 1:02.43	-0.47
	25m:	50m: 29.86 (29.86)			
	75m:	100m: 1:01.96 (1:01.96)			
166	 Barrett-Ha...	13  Green Bay ...	1:02.00	Entry: 1:02.35	-0.35
	25m:	50m: 29.84 (29.84)			
	75m:	100m: 1:02.00 (1:02.00)			
167	 Chang Lorin	13  Macleans C...	1:02.08	Entry: 1:01.77	+0.31
	25m:	50m: 30.02 (30.02)			
	75m:	100m: 1:02.08 (1:02.08)			
168	 Alexander ...	13  Gisborne B...	1:02.25	Entry: 1:03.21	-0.96
	25m:	50m: 29.70 (29.70)			
	75m:	100m: 1:02.25 (1:02.25)			
169	 Farrant Ja...	15  Huanui Coll...	1:02.26	Entry: 59.94	+2.32
	25m:	50m: 28.84 (28.84)			
	75m:	100m: 1:02.26 (1:02.26)			
170	 Dunn Oscar	13  Westlake B...	1:02.34	Entry: 1:00.72	+1.62
	25m:	50m: 29.62 (29.62)			
	75m:	100m: 1:02.34 (1:02.34)			
171	 Christoffers...	14  Kristin School	1:03.14	Entry: 1:01.72	+1.42
	25m:	50m: 30.62 (30.62)			
	75m:	100m: 1:03.14 (1:03.14)			
172	 Dixon Levi	13  Aquinas Co...	1:03.17	Entry: 1:03.24	-0.07
	25m:	50m: 30.45 (30.45)			
	75m:	100m: 1:03.17 (1:03.17)			

173	 Brown Aydan	13	 Lincoln Hig...	1:04.04 Entry: 1:02.43 +1.61
	25m:		50m: 30.24 (30.24)	
	75m:		100m: 1:04.04 (1:04.04)	
174	 Hape Maka...	14	 Te Kura Ka...	1:04.09 Entry: 1:01.54 +2.55
	25m:		50m: 29.70 (29.70)	
	75m:		100m: 1:04.09 (1:04.09)	
175	 Wang Prest...	17	 Westlake B...	1:04.77 Entry: 56.91 +7.86
	25m:		50m: 30.18 (30.18)	
	75m:		100m: 1:04.77 (1:04.77)	
-	 Stocks Ethan	17	 Mt Roskill ...	DNS
-	 Robertson ...	15	 Wellington ...	DSQ